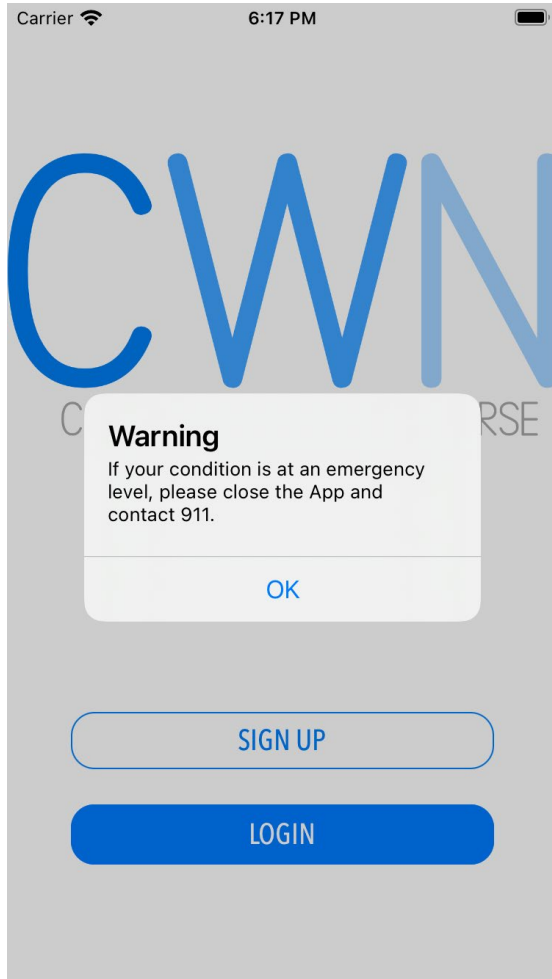
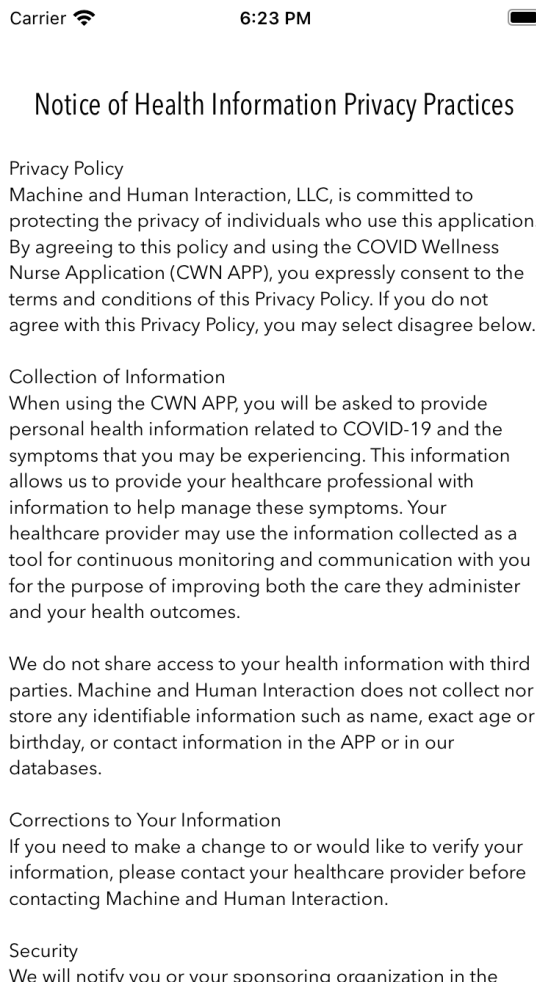


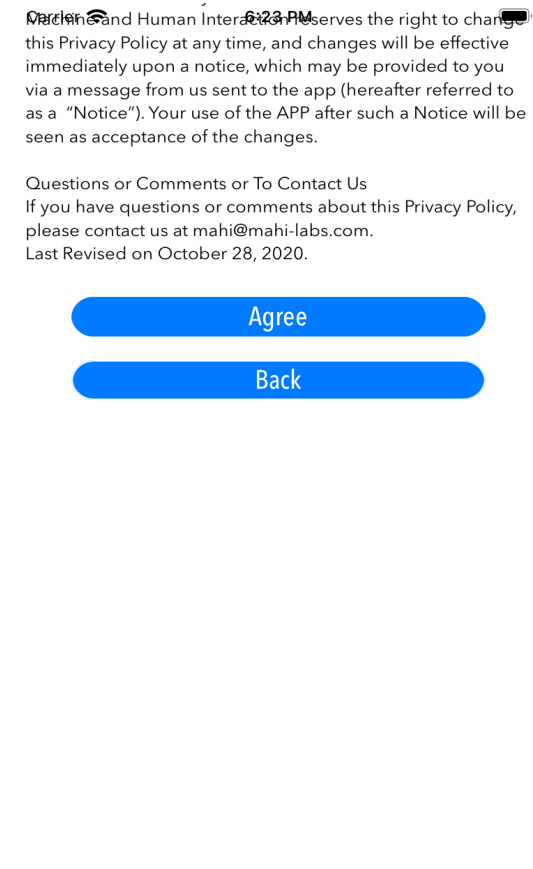
Sign-Up and Login



When opening the app for the first time, you must click the Sign-Up button to proceed.



This is the Health Information Privacy Practices screen. Scroll down the page to make sure you have read the entire agreement.



Now that you have read the Privacy Practices screen, press the Agree button if you agree to the terms, and you will be taken to the next step in the sign-up process.

If you do not agree, close the app or click the Back button.

Carrier

6:24 PM



Sign Up

Patient ID

NEXT

Already have an account?

[LOGIN](#)

Please enter the Patient ID sent to you in the COVID Wellness Nurse Registration email, and then click the Next button.

Warning: Make sure you have network/internet connection before pressing the Next button or you will be unable to complete signing up.

Carrier

6:26 PM



Sign Up

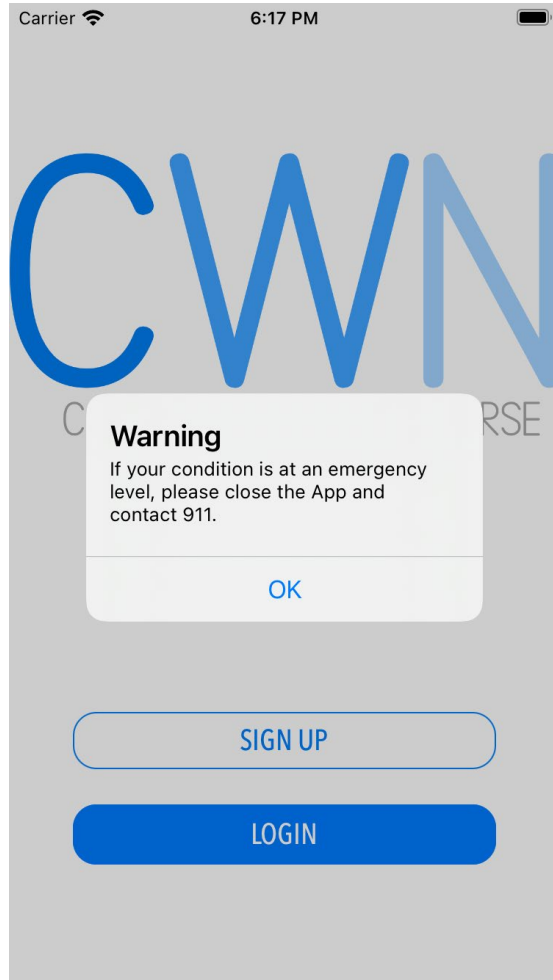
Create a six digit pin

Confirm pin

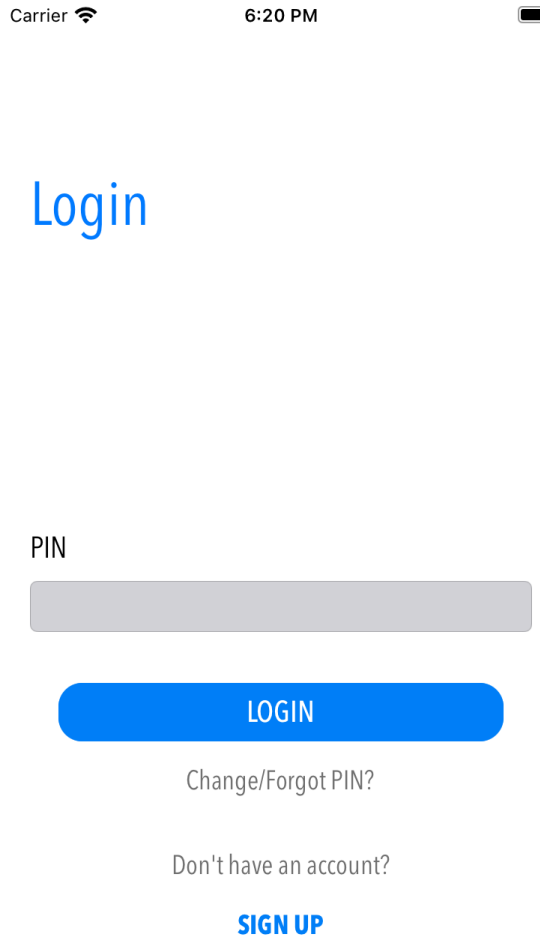
SIGN UP

By completing registration, you are indicating that you have read and agree to the [Privacy Policy](#) and [Terms and Conditions](#)

After entering your Patient ID, you will be asked to create a six-digit pin that you will use in the future to login into the app.

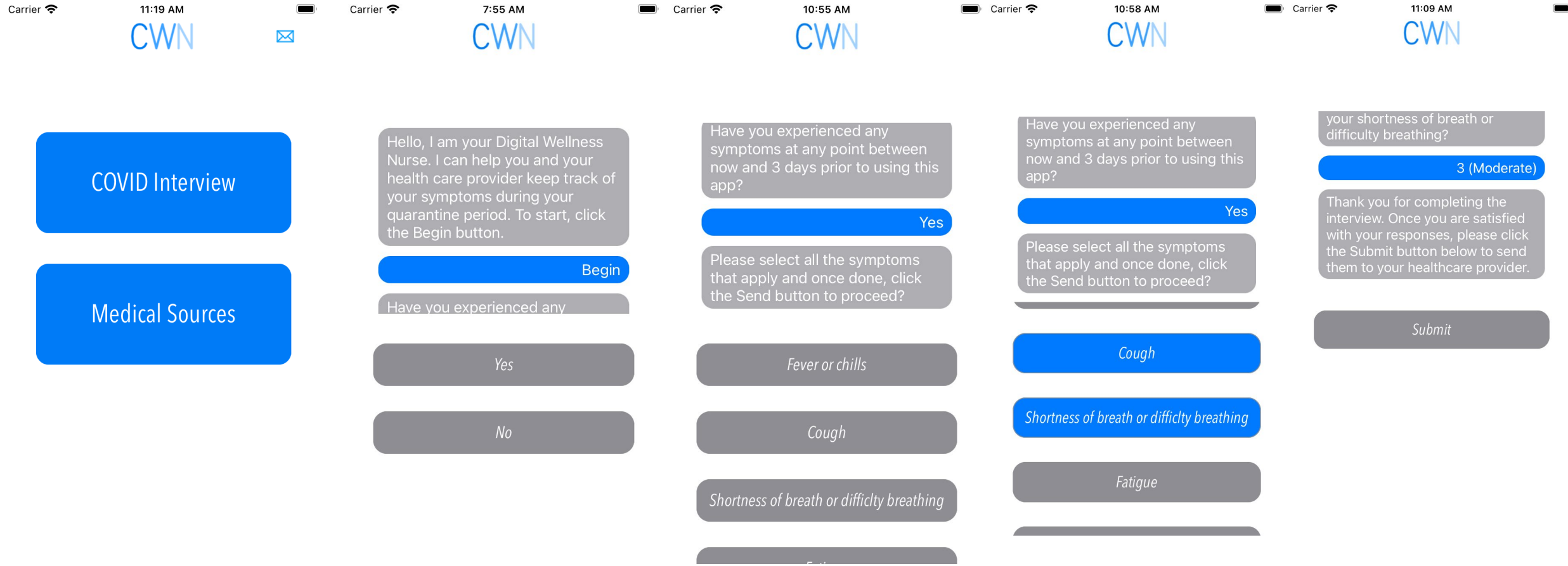


The next time entering the app you will press the Login button.



At this screen you will enter the PIN that you created during Sign-Up.

Use of the App



After you have logged into the app, click the COVID Interview button.

You can now answer the interview questions by selecting the button or buttons indicating your symptoms.

Once you have finished, click the submit button.

Use of the App




COVID Interview

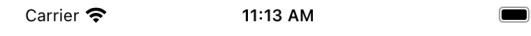
Medical Sources



Messages

mccleje@gmail.com  >


Message



Message
2020-12-31 11:10:06

This is a message

A gold bell on the envelope located at the top left of the screen means you have received a message from your healthcare provider. Click on the envelope, and you will be taken to the messages screen.

Click on  > next to the message to read it.

Learn More





COVID Interview

Medical Sources



To learn more about the COVID-19 interview click on the Medical Sources button.

On the next screen click on  next to the description to view the sources used in developing the interview.

Click on  next to the description to be taken to the website of the source.